

V600 Cabinet



The V600 cabinet provides a robust, cost-effective enclosure solution that is ideal for use in conjunction with VersaPOD® data center cabinets. While not compatible with VersaPOD's Zero-U vertical patching and cable management products, it shares a common appearance for standard cabinet applications.

Lightweight Stability

Design provides an extremely stable, high-capacity cabinet without excessive weight

Enhanced Side Access

Horizontally split side panels provide convenient access to installed equipment

Full Accessibility Doors

Quick release, field reversible single piece front and split rear doors



Common Appearance


V600 cabinets share a common appearance with VersaPOD cabinets for improved aesthetics in data centers using both cabinets styles

High-Flow Doors

Contoured high density perforated door provides 71% perforation exceeding major IT equipment air flow requirements



Fully adjustable mounting rails can be readily configured to support any range of equipment depths



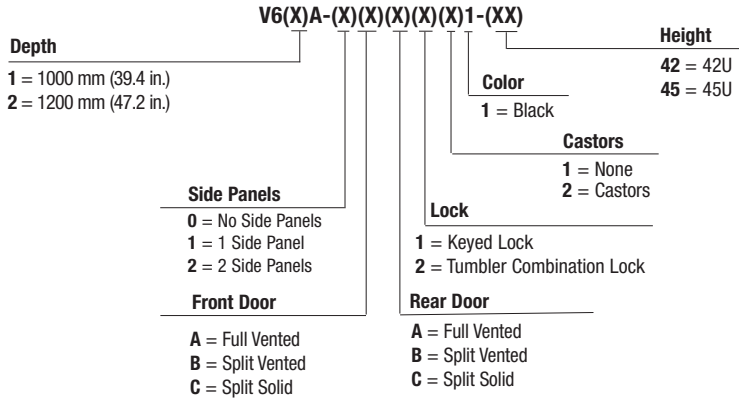
The V62A cabinet is exactly 1200mm (47.2 in.) deep, allowing for full access to adjacent tiles immediately in front or in back of placed cabinets



Compatible with VersaPOD thermal management options including exhaust fans and brush guards. V62A cabinet is compatible with VersaPOD Vertical Exhaust Ducts.

Ordering Information

V600 Cabinet



All Cabinets Include:
(4) leveling feet,
(50) M6 cage nuts
(50) M6 screws
(2) stabilizing brackets



V600 Cabinet Specifications

Height*	42U: 2016mm (79.4 in.) 45U: 2150mm (84.6 in.)
Width	600mm (23.6)
Depth	V61A: 1000mm (39.4 in.) V62A: 1200mm (47.2 in.)
Weight **	42U V61A : 97kg (214 lbs.) / V62A: 112kg (247 lbs.) 45U V61A: 102kg (275 lbs.) / V62A: 117kg (258 lbs.)
Load Rating	Static: 1361kg (3000 lbs.) Dynamic: 1021kg (2250 lbs.)
Base Type	Open
Color	Black (RAL 9011)
% Door Perforation	71%
U Space Identification	Yes
Lid Cable Access Openings	V61A: 4 (small); 1 (large) V62A: 3 (small); 3 (large)
Material	CRS of varying thicknesses
Finish	Textured powder coat
Standards Compliance	UL 60950-1 Ed2.0, CEA-310-E, CSA C22.2 NO. 60950-1-07

* Nominal height with adjustable leveling feet or castors

** Does not include packaging - add 33kg (72 lbs.) for packaging

V600 Cabinet Accessory Ordering Information

- VP-DUCT1***VersaPOD Vertical Exhaust Duct, 523mmx653mmx516-923mm
(20.6x25.7x20-36 in.), Black
- VP-DUCT2***VersaPOD Vertical Exhaust Duct, 523mmx653mmx912-1320mm
(20.6x25.7x36-52 in.), Black
- V-PDU-1-42**V600 Vertical PDU/Cable Management Bracket, 42U, Black, (set of 2)
Supports tool-less mounting of up to (2) vertical rack mount PDU's
- V-PDU-1-45**V600 Vertical PDU/Cable Management Bracket, 45U, Black (set of 2)
Supports tool-less mounting of up to (2) vertical rack mount PDU's
- V6A-R-1-42**V600 Mounting Rails (set of 2), 42U, Black
- V6A-R-1-45**V600 Mounting Rails (set of 2), 45U, Black
- VP-FAN**Top-Mount Cooling Fan Panel, 3 Fans x 110CFM, 120VAC w/NEMA 5-15P plug
- VP-FAN-220**Top-Mount Cooling Fan Panel, 3 Fans x 110CFM, 220VAC w/C13 plug
- VP-T3**Brush Guard, Large
For large center top panel cable openings
- VP-BRUSH**Brush Guard, Small
For small perimeter top panel cable openings
- V-W**V600 Casters (set of four)
- VA-VPA-BAY-1**VersaPOD-to-V600 Baying Kit
Secures (1) VersaPOD cabinet to (1) V600 cabinet
- VP-GRD**Grounding Kit- - Includes ground bar, ground wire, mounting hardware, and
accessories (capacity to support all required grounding connections for a single
cabinet)

**Vertical exhaust ducts are compatible with V62A cabinets only. Solid doors should be specified for cabinets using exhaust ducts.*



VP-DUCT(X)




VP-FAN(-220)



VP-T3



VP-BRUSH



VP-GRD

V600 Cabinet Accessories (cont.)

- V6A-DRA-1-42V600 Full Vented Door, 42U, Black
- V6A-DRB-1-42V600 Split Vented Doors (set of 2), 42U, Black
- V6A-DRC-1-42V600 Split Solid Doors (set of 2), 42U, Black
- V6A-DRA-1-45V600 Full Vented Door, 45U, Black
- V6A-DRB-1-45V600 Split Vented Doors (set of 2), 45U, Black
- V6A-DRC-1-45V600 Split Solid Doors (set of 2), 45U, Black
- V61A-S-1-42V61A Split Side Panels (set of 2), 42U, Black
- V62A-S-1-42V62A Split Side Panels (set of 2), 42U, Black
- V61A-S-1-45V61A Split Side Panels (set of 2), 45U, Black
- V62A-S-1-45V62A Split Side Panels (set of 2), 45U, Black

Cable Management Accessories

VP-143 ¼-Turn D-Ring Cable Manager (box of 10)
 (box of 10) 88.9 x 44.5mm (3.50 x 1.75 in.)
 For use with Vertical PDU/Cable Management Bracket

VP-145 ¼-Turn D-Ring Cable Manager (box of 10)
 127.0 x 88.9mm (5.00 x 3.50 in.)
 For use with Vertical PDU/Cable Management Bracket

VCM-25-(XX)-01.Hook and Loop Cable Managers (roll of 25)
 For use with Vertical PDU/Cable Management Bracket
 Use (XX) to specify length: 06 = 6", 12 = 12", 18 = 18"

HCM-4-(X)URouteIT™ 19" Horizontal Cable Manager w/4" Fingers
 Use (X) to specify height: 1 = 1U, 2 = 2U, 4 = 4U

PNL-TBLNK010-1.19" Toolless Blank Filler Panel, 1U (package of 10)

PNL-BRSH-119" Brush Guard Panel, 1U



VP-143



VP-145



VCM-25-06-01



HCM-4-2U



PNL-TBLNK010-1S



PNL-BRSH-1

Because we continuously improve our products, Siemon reserves the right to change specifications and availability without prior notice.

**Worldwide Headquarters
 North America**
 Watertown, CT USA
 Phone (1) 860 945 4200 US
 Phone (1) 888 425 6165

**Regional Headquarters
 EMEA**
 Europe/Middle East/Africa
 Surrey, England
 Phone (44) 0 1932 571771

**Regional Headquarters
 Asia/Pacific**
 Shanghai, P.R. China
 Phone (86) 21 5385 0303

**Regional Headquarters
 Latin America**
 Bogota, Colombia
 Phone (571) 657 1950